



CHIEF EXECUTIVE APPROVAL 16/2015
Plumbing and Drainage Act 2002, part 5.

Approval

1. The **Taylex ABS with UV 13 EP** ("the system") described in the Specifications and Drawings in the attached Schedule and manufactured by **Taylex Industries Pty Ltd** (ABN 351 134 530 91) ("the manufacturer") has been assessed in accordance with the Queensland Plumbing and Wastewater Code (QPW Code) dated 15 January 2013.
2. Approval is granted for the advanced secondary quality wastewater treatment system, subject to compliance by the manufacturer with the requirements of the *Plumbing and Drainage Act 2002*, part 5 and the conditions of approval detailed below.
3. This approval, the conditions of approval and the Schedule comprise the entire Chief Executive Approval document.
4. Any modification by the manufacturer to the design, drawings or specifications scheduled to this approval must be approved by the Chief Executive.

Conditions of approval

5. The manufacture, installation, operation, service and maintenance of the systems must be in conformity with the conditions of this Chief Executive Approval.
6. The advanced secondary quality wastewater treatment system, which is an example of the approved systems, may only be used on premises that generate per day:
 - (a) a maximum hydraulic loading of 2,000 litres/day; and
 - (b) a maximum organic loading of 700 grams/day BOD₅
7. The system must continue to meet the requirements of an advanced secondary quality wastewater treatment system, producing the following effluent quality —
 - (a) 90% of the samples taken must have a BOD₅ less than or equal 10g/m³ with no sample greater than 20g/m³; and
 - (b) 90% of the samples taken must have total suspended solids less than or equal 10g/m³ with no sample greater than 20g/m³; and
 - (c) 90% of the samples taken must have thermotolerant coliform count not exceeding 10 organisms per 100 mL with no sample exceeding 200 organisms per 100mL.
 - (d) The manufacturer has included a level of nitrogen and phosphorus reduction in the treatment process, the effluent generated by the system must continue to meet, in addition to the above, the following criteria —
 - i. 90% of the samples taken, with 95% confidence limits, shall have a total nitrogen concentration less than or equal to 25mg/L; and
 - ii. 90% of the samples taken, with 95% confidence limits, shall have a total phosphorus concentration less than or equal to 5mg/L
8. Each system must be serviced in accordance with the details supplied in the owner's service and maintenance manuals.

9. Each system must be supplied with —
- (a) a copy of this Chief Executive Approval document;
 - (b) details of the system and ancillary equipment;
 - (c) instructions for authorised persons for its installation;
 - (d) a copy of the owner's manual to be given to the owner at the time of installation; and
 - (e) detailed instructions for authorised service personal for its operation and maintenance.
10. This approval does not extend, apply to, or include the land application system used in conjunction with an approved system installed on premises.
11. At each anniversary of the Chief Executive Approval date, the supplier must submit to the Chief Executive a list of all systems installed in Queensland during the previous 12 months.
12. Where the Chief Executive is notified of any system failures the Chief Executive may randomly select a number of installed systems for audit. The Chief Executive will notify the supplier's nominated National Association of Testing Agencies (NATA) accredited laboratory which systems are to be audited for Biochemical Oxygen Demand (BOD₅) and Total Suspended Solids (TSS). The sampling and testing of the selected systems, if required, is to be done at the supplier's expense. The following results must be reported to the Chief Executive;
- (a) Address of premises.
 - (b) Date inspected and sampled.
 - (c) Sample identification number.
 - (d) BOD₅ for influent and effluent.
 - (e) TSS for influent and effluent.
13. The Chief Executive may, by written notice, cancel this approval if the manufacturer fails — to comply with one or more of the conditions of approval; or within 30 days, to remedy a breach, for which a written notice been given by the Chief Executive.
14. This approval may only be assigned with the prior written consent of the Chief Executive.
15. This approval expires on ~~26~~ April 2020 unless cancelled earlier in accordance with paragraph 13 above.

SCHEDULE

Attachment 1: Specifications

Attachment 2: Drawings



Lindsay Walker

**Director
Strategic Policy (Plumbing, Drainage, Committees and Special
Projects)**

Date approved: ~~26~~ April 2015

Level 16,
41 George Street Brisbane
GPO Box 2457, Brisbane Qld 4001
Telephone +61 7 300 82552
Facsimile +61 7 323 71248
Website www.hpw.qld.gov.au

ABN 61 331 950 314

CHIEF EXECUTIVE APPROVAL No. 16/2015
Plumbing and Drainage Act 2002, part 5, division 1, section 93

SCHEDULE

Attachment 1

Specifications for the
Taylex ABS with UV 13 EP

HW 27/4/15

SPECIFICATIONS
TAYLEX ADVANCED BLOWER SYSTEM
(A.B.S) WITH U.V

General Description

The Taylex ABS (Advanced Blower System) Aerated Wastewater Treatment System (AWTS) is designed to treat the wastewater from a residential dwelling occupied by a maximum of 13 persons. The Taylex ABS AWTS is contained in one vertical axis type cylindrical precast concrete collection well with a design capacity of 9320 litres and an operational capacity of 5880 litres.

The operational water level in the Primary – Second Primary – Aeration and Clarifier chambers is 1450 mm from base (inside)

The Taylex ABS system flow path is as follows:

1. A primary pre-treatment chamber with a capacity of 1684 litres
2. A second pre-treatment chamber with a capacity of 842 litres, fitted with a Taylex disk filter located on the outlet of the secondary pre-treatment chamber
3. An aeration chamber with a capacity of 2071 litres containing Taylex PVC media panels with a surface area of 80m²
4. A sedimentation/clarifier chamber with a capacity of 662 litres
5. An irrigation pump chamber with a capacity of 621 litres incorporating a capacity of 300 litres for U.V contact of effluent
 - A 16 watt U.V unit is installed on the outlet pipe of the clarifier
 - Air is supplied to the aeration chamber by an 80 litre/minute air blower via a 15 mm PVC pipe to a Matala 225 fine bubble disk diffuser or equivalent located 300 mm up from the base of the aeration chamber
 - A Davey D25 submersible irrigation pup or equivalent


Effluent Compliance Criteria

(In accordance with AS/NZS 1546.3:2008 and AS/NZS 1547:2000)

1. Biological oxygen demand (BOD₅) ≤ 10 mg/L
2. Suspended solids (SS) ≤ 10 mg/L
3. Thermotolerant Coliforms (TC) ≤ 10 organisms per 100 ml

Component List and Specifications

1. Primary Tank
2. TFG Disk Filter
3. 80 litre/min Air Blower
4. Irrigation Pump
5. Sludge recirculation system
6. Control Panel
7. Cover Box
8. Alarm System
9. Media
10. Air diffuser

Department of Housing and Public Works Chief Executive Approval
Approval No: <u>16/2015</u>
Date of Issue: <u>27/4/15</u>
Delegate Signature: 
Building Codes Queensland

- 11. T.F.R Filter
- 12. 16 Watt U.V Light

Control

The plant is controlled via a timer which has been parameterized in the factory. Faults are signally both visually via the timer display and acoustically via an alarm mounted down on the system. The control system is equipped with a mains-independent power failure monitor function.

Power Saving Mode

The control system automatically switches over the power saving mode if no sewerage flows into the plant over a longer period (at night, holidays etc) In the power saving mode, the aeration time is reduced to the minimum necessary for supplying the micro-organisms with sufficient oxygen.

Sludge Removal

Sludge deposit removal is to be scheduled 1 time per 6 years or as determined necessary by a licensed Taylex Sales technician or the client or due to mechanical failure.

Servicing

Routine maintenance servicing of the Taylex Compact A.B.S is to be scheduled a minimum of half yearly or as determined necessary by an approved Taylex Sales technician or due to mechanical failure.

Refer to Field Service Report sheet for testing requirements.

Department of Housing and Public Works	
Chief Executive Approval	
Approval No:	<u>16/2015</u>
Date of Issue:	<u>27/4/15</u>
Delegate Signature:	<u>[Signature]</u>
Building Codes Queensland	

1. **Tank**

Material: Precast reinforced concrete, or plastic, in accordance with AS/NZS 1546.1:2008
Height: 2 350 mm
Diameter: 2 400 mm
Total Volume: 9 320 litres
Working Volume: 5 880 litres
Dry Weight: 6.25 T

2. **Taylex TFG Disk Filter**

Material: A.B.S and Nylon
Height: 400 mm
Diameter: 300 mm
Disks: 29

3. **80 litre/min Air Blower**


Material: Alloy/Plastic
Height: 180 mm
Width: 200 mm
Length: 300 mm
Weight: 4.9. kg
Capacity: 80 litres
Pressure: 160 mbar
Motor Power: 86 Watt
Power Source: 240 v 50 hZ

In addition to supplying the micro organisms in the bioreactor with oxygen, the air compressor is also used to supply air to the sludge lift using a "venturi principle"

4. **Irrigation Pump**

Height: 370 mm
Diameter: 225 mm
Weight: 9 kg
Capacity: ≤ 200 l/min
Head: 9 m max
Motor Power: 250 watt
Power Source: 230 v/50 hZ AC

The irrigation pump is self controlled via a ball bearing activated float switch. When the according volume is reached in the pump chamber, the ball bearing in the float moves and creates an active connection. The treated effluent is pumped to the approved dispersal zone, as the chamber reaches minimum volume, the float drops and de-activated the pump. The type and capacity of the pump will be in accordance with land application requirements.

Department of Housing and Public Works	
Chief Executive Approval	
Approval No:	<u>16/2015</u>
Date of Issue:	<u>27/4/15</u>
Delegate Signature:	
Building Codes Queensland	

5. Sludge Recirculation System

Operation: Air
Material: PVC

This is a typical set up for the trans-location of fluids using the "Venturi Principle." Air is injected toward the base of a vertical open ended PVC conduit. Continuous displacement occurs as the air moves vertically to the liquid, drawing liquid through the bottom of the conduit. The air/liquid mixture reaches a vertical maximum where it then moves through the 90° bend into the primary chamber. The conduit is arranged in the base of the clarifier so that the residual sludge constitutes the main vacuum target.

6. Control Panel

Height: 100 mm
Length: 160 mm
Width: 60 mm
IP Rating: IP44

Programmable control of submersible pumps, compressors, alarms, LCD display of functional operation, adjustment and malfunction alert. Active switching for sampling allows for sampling function of effluent, power failure, indication and restoration, and circuit breaking protection. Also incorporates power saving function and alarm testing sequence.

7. Cover Box

Material: HD Polyethylene
Height: 350 mm
Length: 600 mm
Width: 400mm

8. Alarm System High Water

Material: PVC
Height: 50 mm
Length: 120 mm
Width: 90 mm
Trigger: High Water
Code: 3
Visual: Red L.E.D & number 3 on panel
Audible: Micro buzzer ≤ 10 dB

Alarm System Blower Failure

Trigger: No air flow
Code: 5
Visual: Red L.E.D & number 5 on panel

Department of Housing and Public Works	
Chief Executive Approval	
Approval No:	<u>16/2015</u>
Date of Issue:	<u>27/4/2015</u>
Delegate Signature:	<u>[Signature]</u>
Building Codes Queensland	

Audible: Micro buzzer \leq 10 dB

9. Bio Mass

Material: Food grade PVC
Height: 80 cm
Length: 720 mm
Width: 450 mm

10. Air Diffuser

Material: PVC & Santoprene & Nylon
Height: 35 mm
Weight: 350 g
Diameter: 220 mm

11. TFR Filter

Material: A.B.S Plastic
Length: 60 cm
Diameter: 10 cm
Weight: 300 g

12. 16 Watt U.V Light

Material: Stainless Steel or Plastic
Length: 30 cm
Diameter: 8 cm
Weight: 700 g

Department of Housing and Public Works	
Chief Executive Approval	
Approval No:	<u>16/2015</u>
Date of Issue:	<u>27/4/2015</u>
Delegate Signature:	<u>[Signature]</u>
Building Codes Queensland	

CHIEF EXECUTIVE APPROVAL No. 16/2015
Plumbing and Drainage Act 2002, part 5, division 1, section 93

SCHEDULE

Attachment 2

Drawings for the

Taylex ABS with UV 13 EP

Taylex Plastic ABS

Department of Housing and Public Works

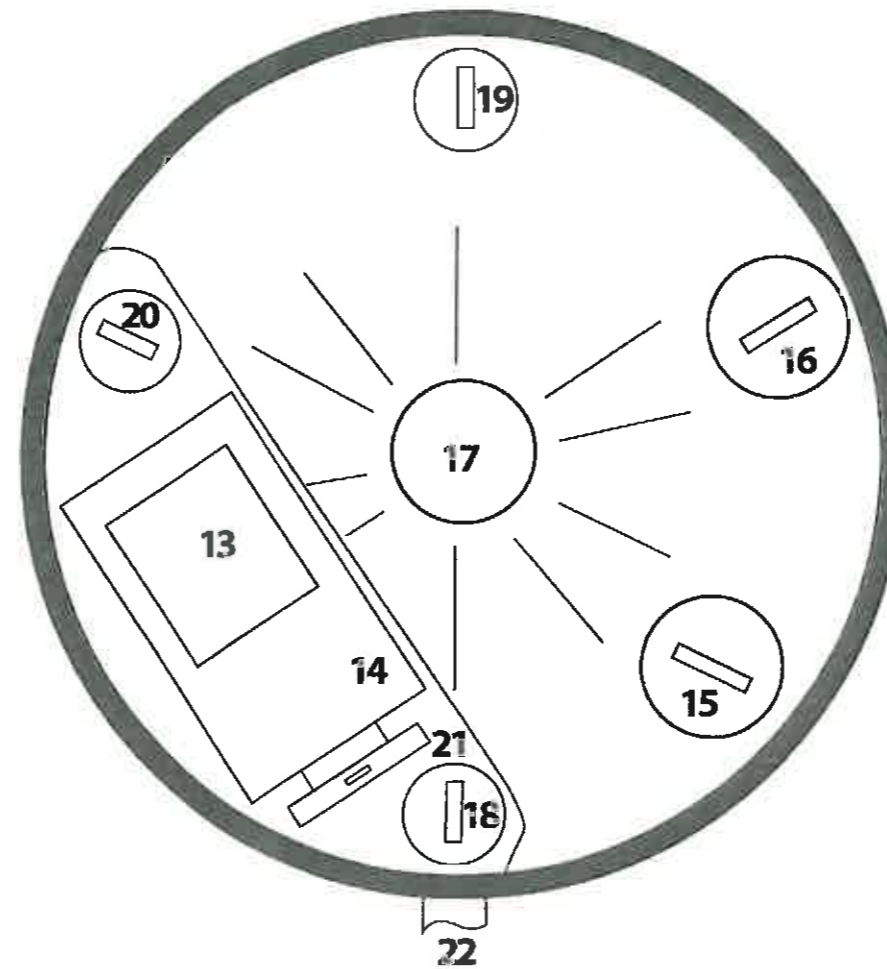
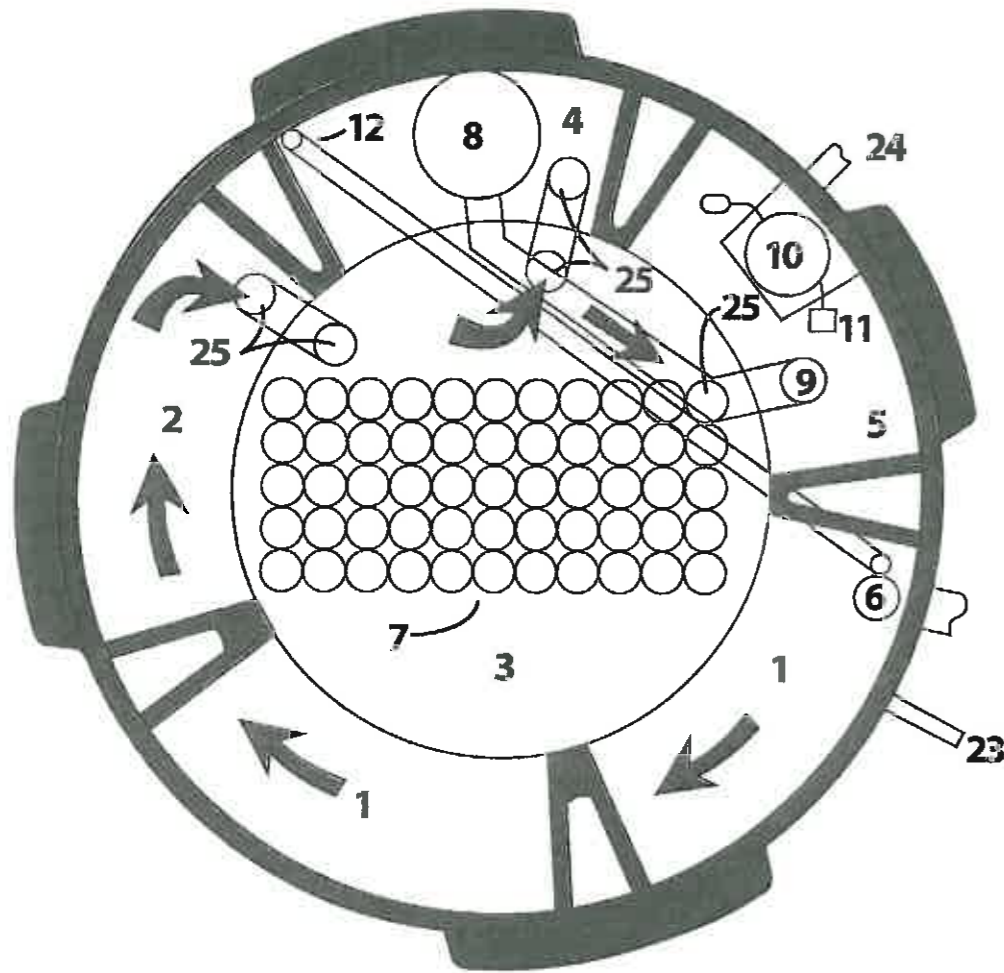
Chief Executive Approval

Approval No: 16/2015

Date of Issue: 27/4/15

Delegate Signature: [Signature]

Building Codes Queensland



- 1 Primary
- 2 Secondary
- 3 Aeration
- 4 Clarifier
- 5 Irrigation
- 6 Inlet
- 7 Biomass
- 8 TFG Filter
- 9 UV Tube
- 10 Irrigation Pump
- 11 High level Float
- 12 Sludge Return
- 13 80Lt Nitto Blower
- 14 Blower Box
- 15 Access Lid over Irrigation
- 16 Access Lid over Clarifier
- 17 Access Lid over Aeration
- 18 Access Lid over Inlet
- 19 Access Lid over Secondary
- 20 Access Lid over Primary 2
- 21 High Level Post Light and Switch
- 22 Inlet Socket
- 23. Electrical In
- 24. Irrigation Outlet
- 25. Transfer Tee's



TAYLEX INDUSTRIES 56 PRAIRIE RD ORMEAU 4221

Taylex Plastic ABS

DATE MAY 2012

DRAWN BY
DARYL WILLISHER

SPECIFICATIONS

Primary Pre-treatment Chamber	1,684 Lt
Second Pre-treatment Chamber	842 Lt
Aeration Chamber	2,071 Lt
Clarifier	662 Lt
Chlorination/Pumpwell	621 Lt
TOTAL Operating Capacity	5,880 Lt
TOTAL Holding Capacity	9,320 Lt

Control Panel

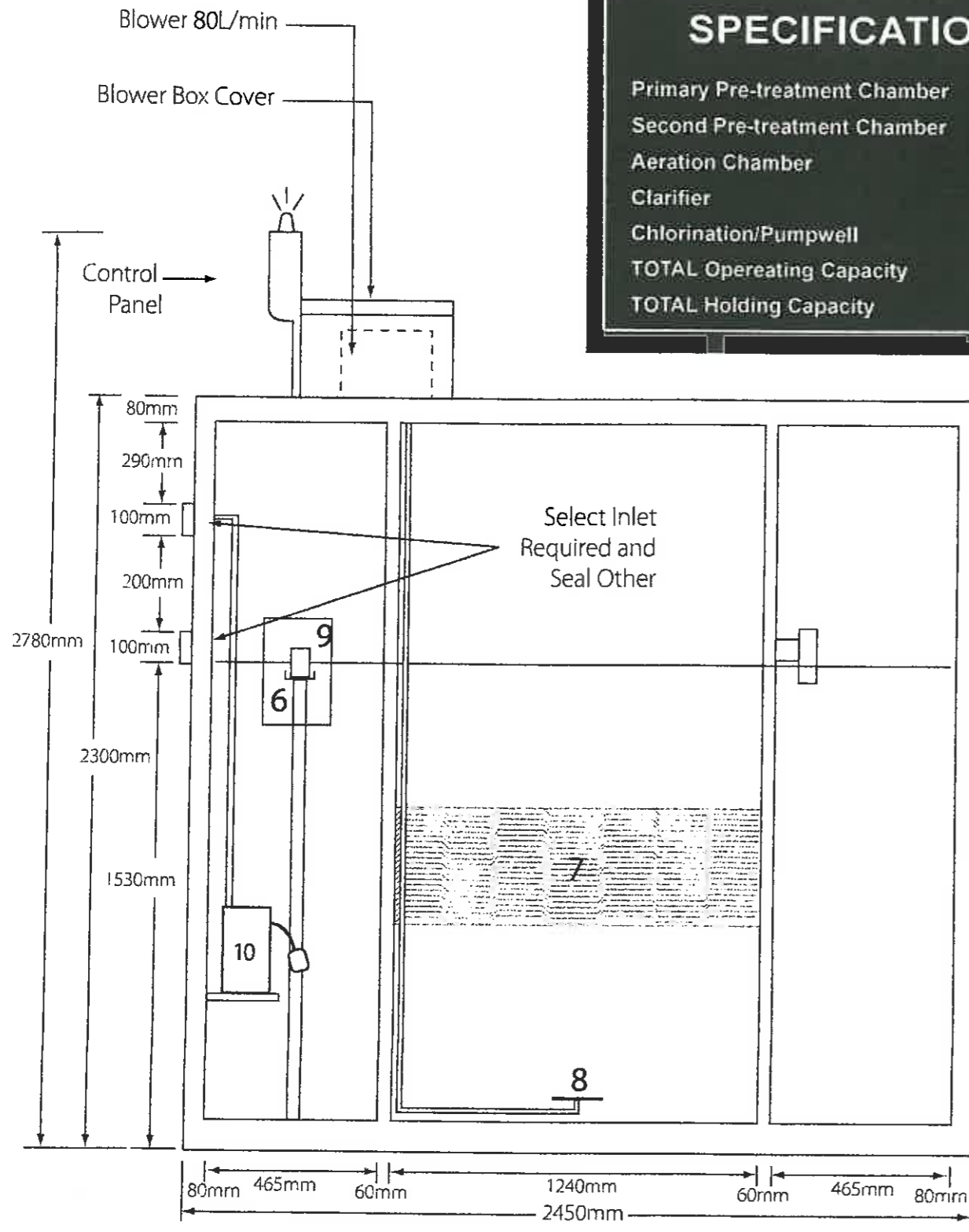
Solid State Circuitry
Fully Programmable
Includes alarm isolator
and overload protection

Tank Construction

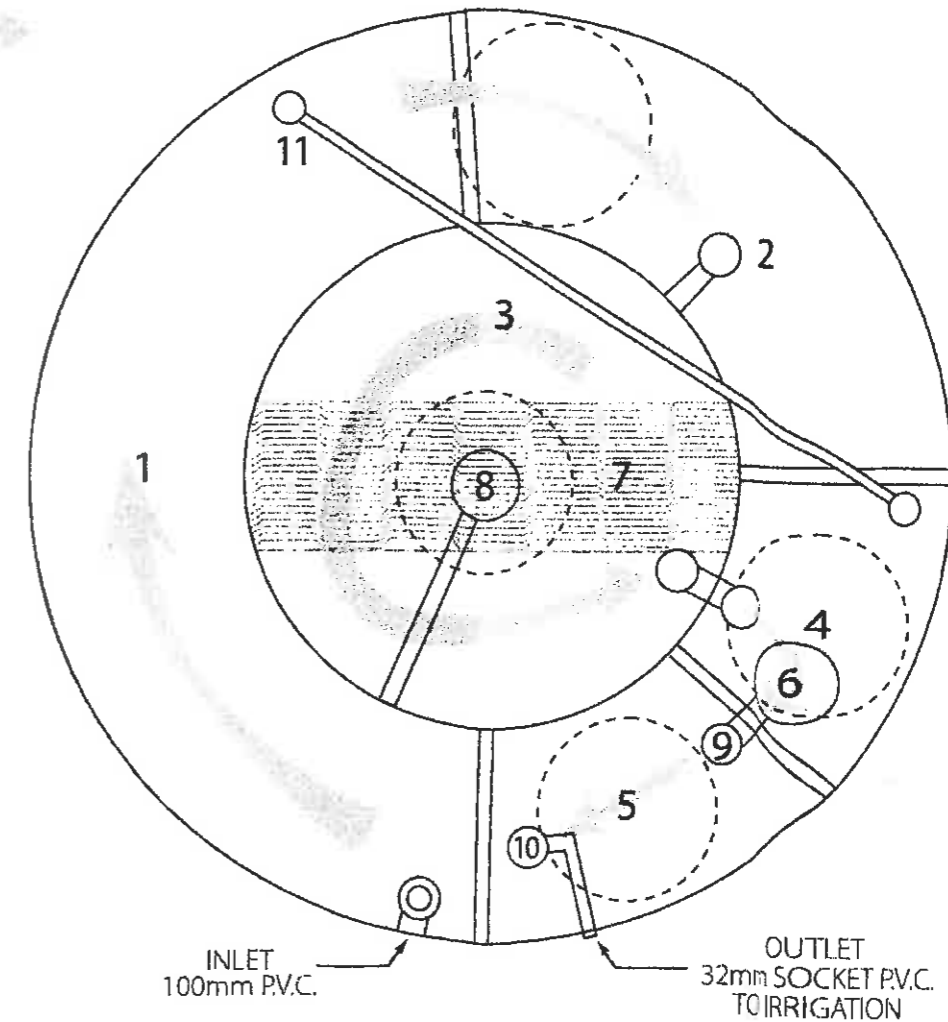
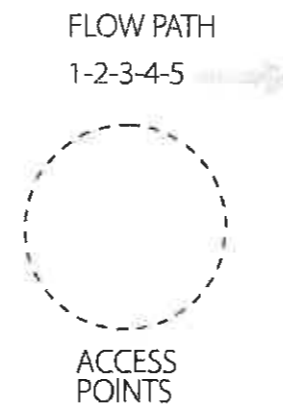
All Concrete

Height	2300mm
Inlet Invert	1830 or 1530mm
Diameter	2450mm
Weight	6.25tonnes

1. Primary Pre-Treatment Chamber
2. Second Pre-Treatment Chamber
3. Aeration Chamber
4. Clarifier Chamber
5. U.V./Pumpwell Chamber
6. Taylex Disk Filter
7. Taylex Media Substrate
8. Taylex Air Diffuser
9. U.V. Light
10. Davey D25 Irrigation Pump
11. Sludge Return



SECTION VIEW



ISOMETRIC VIEW

Department of Housing and Public Works
Chief Executive Approval
Approval No: 16/2015
Date of Issue: 29/12/14
Delegate Signature: [Signature]
Building Codes Queensland

TITLE

TAYLEX ADVANCED BLOWER SYSTEM (A.B.S.)
Wastewater Treatment System

10 Person System



TAYLEX INDUSTRIES PTY LTD
56 PRAIRIE RD ORMEAU 4221

DATE 17/01/2014

DRAWN BY
DARYL WILLISHER