

# Trust Taylex when upgrading your septic system



Septic

Taylex



**Taylex**

TAYLEX.COM.AU





**Wastewater Recycling  
Systems for Australian  
homes that protect  
your family and our  
environment.**





## Trust Taylex

Welcome to Taylex, an Australian family-owned company founded in 1969. We have 80 plus employees and over 90 trained wastewater specialists who market, install and service our range nationally in Australia and New Zealand. Post installation, we have a network of over 300 trained Service Technicians to provide the ongoing care and maintenance for your system.

We manufacture a range of products for Wastewater, Rainwater and Stormwater, we also offer Servicing for our wastewater systems. Taylex was the first company to manufacture Home Sewage Treatment Systems in Australia and we continue to be leaders in our field.

### Expertise

With over 50 years of experience, building our reputation, Taylex is the trusted voice for the wastewater industry. We work closely with the national manufacturers association and governing bodies to lobby for more stringent wastewater regulations to ensure the highest level of treatment is met and to provide you with the best results possible.

### Innovation

Taylex is at the cutting edge of environmentally sound wastewater treatment that is healthy for your family and the environment. We are constantly testing and improving our systems to not only provide unparalleled quality and unmatched results, but to ensure the most stringent safety standards are met. We are constantly striving to improve and perfect.

### Integrity

We honour warranties. We stand behind our products, for their lifetime, no questions, no fine print. We are an Australian owned and made family business. We are passionate about producing quality products that work. We take care of our staff. We value the environment and human health.

### Functionality

Our Systems work! Taylex use Monolithic, single piece moulds meaning no deteriorating seals or weak post-joined walls, which could expose your family to catastrophic failure of your system. There's no skimping on parts from the biggest pump down to the smallest seal. Our systems are designed and engineered to last as long as your home.

### Flexibility

Taylex has a system that will work for you. In difficult terrain or soil, for the size of your house and slope of your block, Taylex systems are adaptable, we are eager to work with you and become part of the solution.



# Why Choose Taylex?





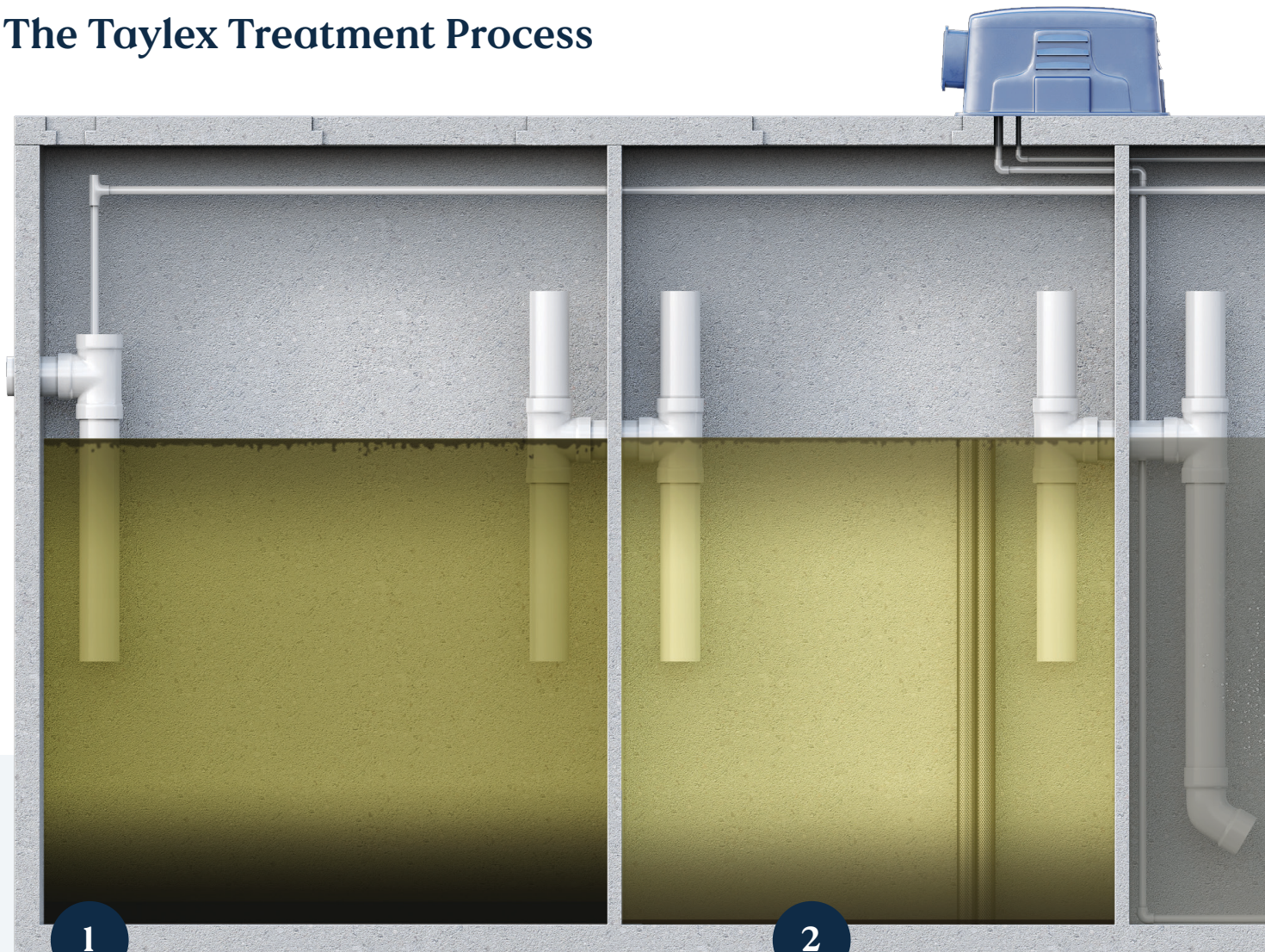
**Taylex Advanced Secondary Treatment Systems** act like mini municipal treatment plants. Utilising natural processes to cultivate the good bacteria that naturally occurs in your home's wastewater, to consume the organic waste and harmful bacteria.

By installing a Taylex system you will be able to reclaim your household wastewater and obtain clean, clear, odourless water to irrigate your yard. The treated water that will come from your Taylex System is 65 times cleaner than septic tank effluent.





# The Taylex Treatment Process



1



## Primary Chamber

The first stop for your household wastewater is in the 'Primary Chamber'. Here solids will naturally sink to the bottom and fats and oils will naturally float to the top, leaving a clearer "Supernatant Zone" in the middle. This zone will transfer to the next stage of treatment.


2



## Secondary Chamber

Next is the 'Secondary Chamber'. Further settling happens here. Again, water from the middle flows onto the next stage, there is also an additional "Bio-Mass" block in this chamber to assist with the separation of solids. In a traditional Septic System, this is where the journey would end and effluent would now be pumped onto your property and into our environment, relying on sand or soil to do the rest. With a Taylex Wastewater Treatment System, there are still four more steps to produce clean, clear, safe water for your yard.





## 6 Irrigation Pump

Lastly, when the Disinfection Chamber fills up, your dependable irrigation pump automatically switches on to send your water out to do its job in your yard. Crystal clear water irrigates your designated area and returns safely to nature, contributing to a healthy water cycle.



### Aeration Chamber

The 'Aeration Chamber' is next up. This is where the magic happens. Your quiet, reliable, energy-efficient Nitto Blower sends oxygen into the chamber in the form of tiny bubbles. These bubbles pass through a specially designed structure called "Bio-Mass". Bio Mass is purpose designed to trap the air bubbles to feed naturally occurring 'Aerobic bacteria'. These microscopic Eco-Warriors are now hard at work, chomping through most of the remaining organic matter, polishing the water, and eliminating odour.



### Clarification Chamber

Step four is the 'Clarification Chamber'. More settling occurs here. Once settled to the bottom, this potent mix of Aerobic bacteria and fine particle solids are sent back to the Primary Chamber to keep it healthy and working hard (not smelly).



### Disinfection Chamber

The final step in the treatment process is the 'Disinfection Chamber'. The water gets a 'kiss' goodbye from our Chlorinator which removes any harmful bacteria, viruses and pathogens. Using less chlorine per litre than your average swimming pool, the system removes any harmful bacteria, viruses and pathogens.



# Septic Failure

Old Septic Tanks are often viewed as “set it and forget it” products, something that is installed and from then on, out of sight, out of mind (and hopefully out of nose). However, when septic tanks fail, they fail spectacularly, sending untreated sewage out directly onto your yard and into our wider environment.

Failing septic systems can have dire health and environmental consequences, exposing your family and pets to dangerous pathogens and in severe cases contaminating local water sources, making them unfit for consumption and damaging the health of the wider ecosystem.

Taylex wastewater treatment systems are created with ‘monolithic’, single piece moulding technology, resulting in superior structural integrity and longevity, Taylex systems are built to last. Not only are Taylex systems built stronger and more resilient than traditional septic tanks, they also treat wastewater to much higher levels with bacterial disinfection rates of 99.99%, minimizing health risks and contributing to a healthy and sustainable water cycle.

**You may have a failing septic system, without even realising.**

**Common signs include:**

- Foul odour coming from your system or parts of your yard.
- Constant wet or spongy patches in the yard (that are not due to rain or other water source).
- Gurgling/strange noises after using plumbing appliances i.e toilets.
- Unexplained slow drainage from sinks, showers, baths, etc.









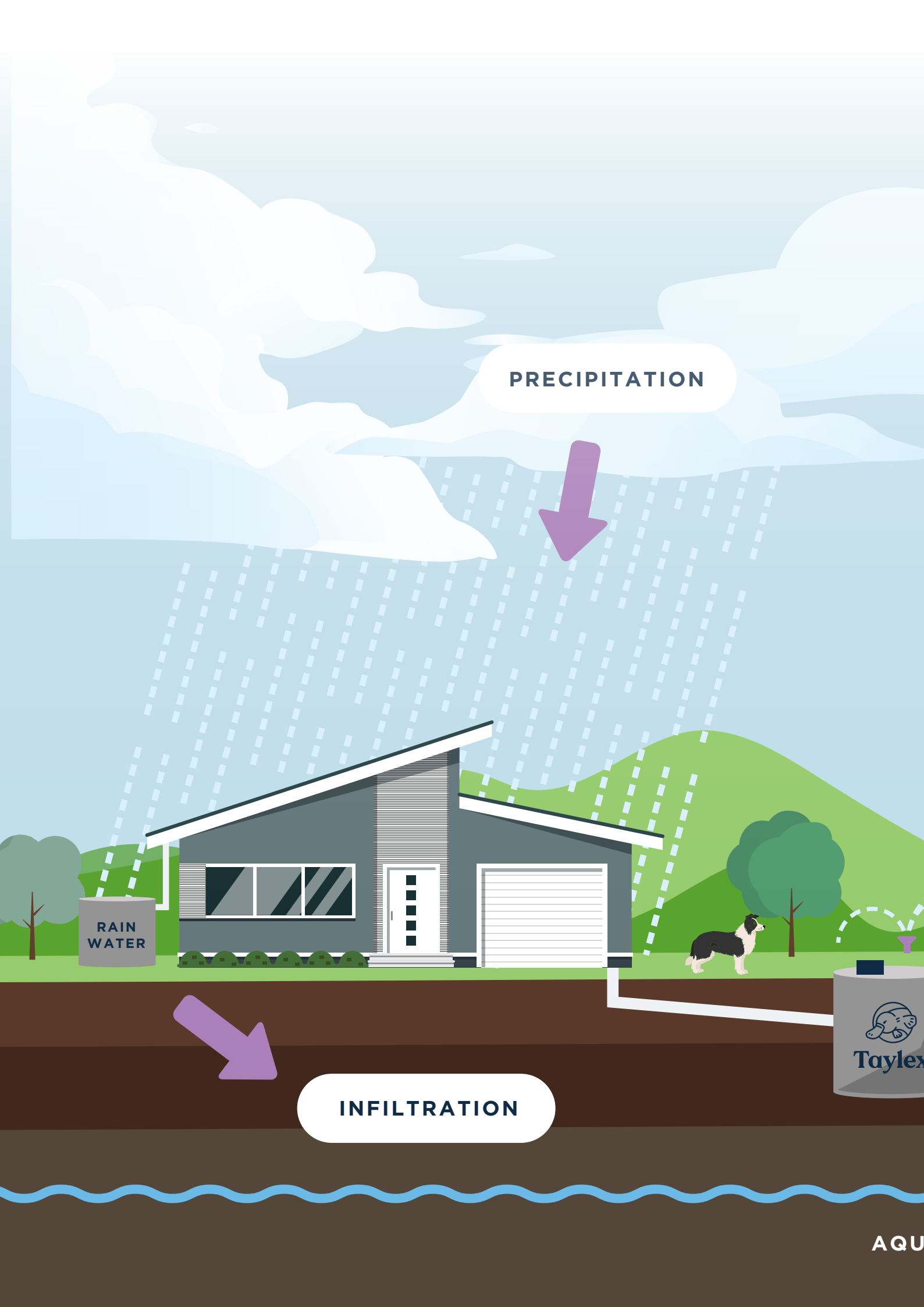
**PRECIPITATION**

**RAIN  
WATER**

**INFILTRATION**

**Taylex**

**AQU**





# Taylex, part of your sustainable home.

Taylex Advanced Wastewater Systems turn household wastewater into safe, clear water to irrigate your yard, contributing to a healthy water cycle.

EVAPORATION



EVAPORATION



IFER



# Septic vs Taylex



- Treats household Wastewater by 20%.
- Untested Treatment Process.
- Degrades your property's soil.
- Produces effluent that is not able to be re-used
- Poses a threat to your family's health, aquatic plants, animal life, and our environment.
- There is no such thing as: "Advanced Septic" or "Environmentally Friendly Septic"

- Treated water has 99.99% bacterial disinfection and reduced nutrient loading, making it safe and sustainable for reuse to irrigate your yard.
- Council Compliant, Nationally Accredited.
- Stringently and independently tested to surpass Australian Standards.
- A healthy system is an ODOURLESS system.
- Protects your family and our environment.
- Advanced Secondary treatment level



# Steps to upgrading to a Taylex

---

## 1

### Design

Wastewater Report to be completed by a certified professional to submit to Council regarding irrigation requirements.

---

## 2

### Pre-installation

Your Wastewater Specialist to provide quote for the installation and commissioning of new Taylex and decommissioning of existing system.

---

## 3

### Installation & Commissioning

To minimise interruption to your household, commissioning of your new Taylex is done on the same day where possible.

---

## 4

### Decommissioning

Working with you to ensure a smooth and swift transition, your Wastewater Specialist will arrange to decommission your existing system.

---

## 5

### Servicing

Taylex provides ongoing quarterly servicing. The first 12 months worth of servicing; the first service (carried out as a part of commissioning), and three more services after that are included in the purchase price of your new system.

---

## Step 1

# Design

The first step is to have a **Wastewater Design** completed by a certified professional.

Taylex or your local Wastewater Specialist will help you to get the correct report and then submit it to your council. The report will tell us the location of the tank, how large the irrigation areas need to be, where they will go and whether they will be above or below ground irrigation systems.

Taylex and your designer will work with you to ensure the system and the irrigation areas are as close to your preferred locations as Council will allow.

\* The irrigation diagrams do not form an exhaustive list of set back distances. Set back distances will vary in different Local Council areas, and are dependent on site topography. Be sure to discuss set back distances and the positioning of your system and irrigation area with your designer.

**In order to have the report completed, you will need:**

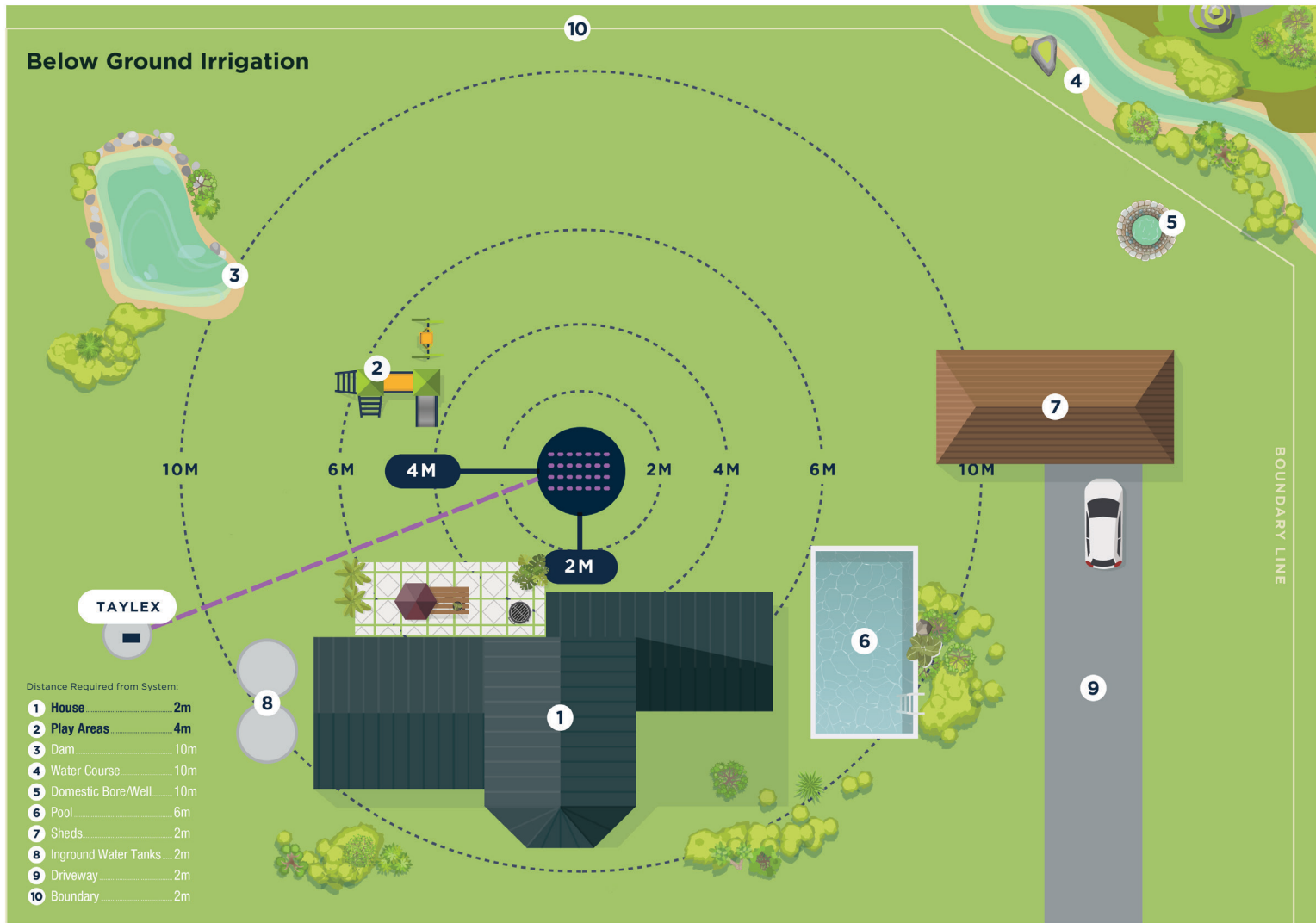
**Soil Report**, if available

### IMPORTANT NOTE:

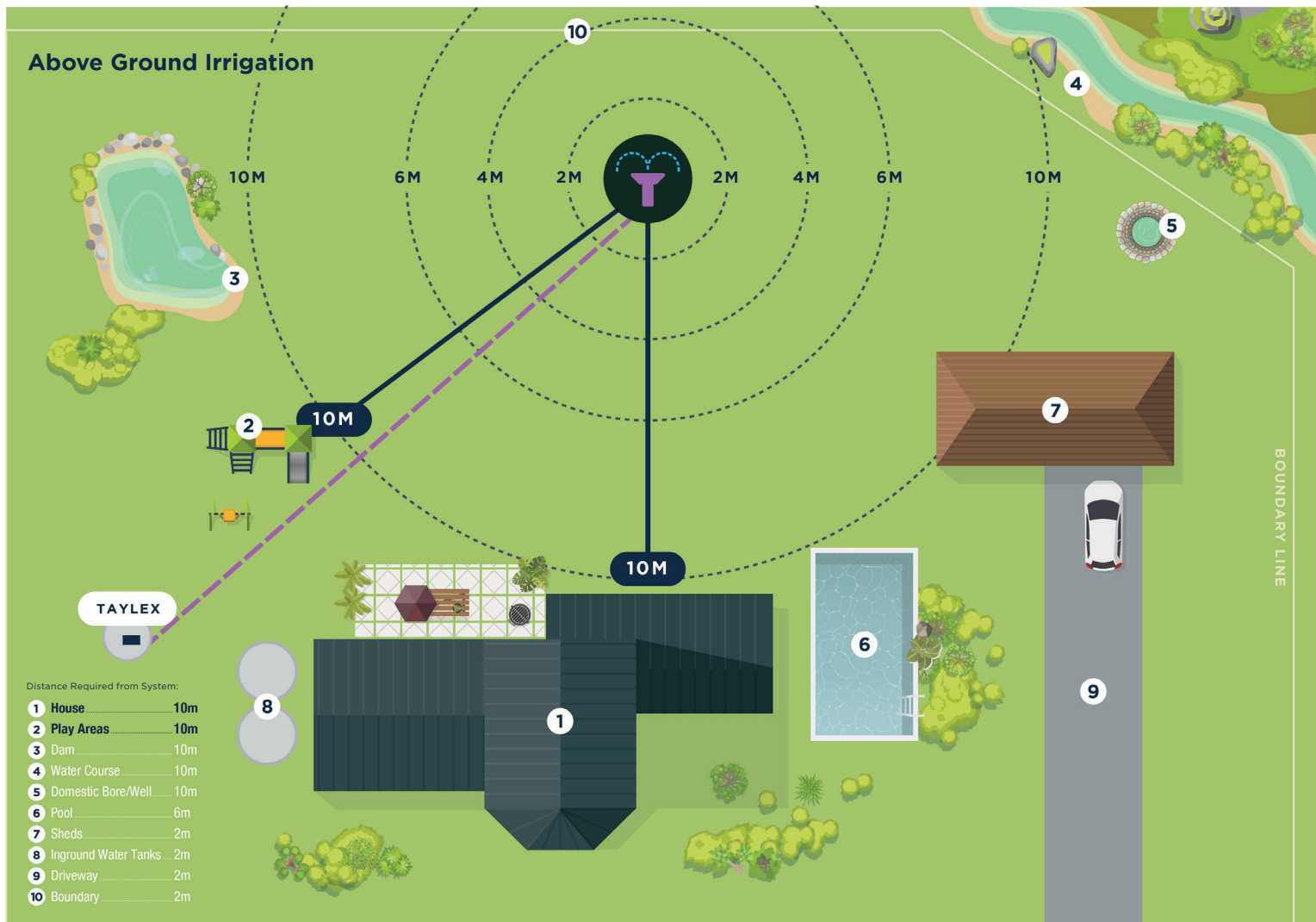
Please discuss your preferences for the location of your new Taylex system with your designer and Specialist. Otherwise the system may be installed in a location that you might like to use for something else in the future.



## Below Ground Irrigation



## Above Ground Irrigation





---

## Step 2

### Pre-installation

A plumbing application and local council approval must be applied for at this point. Your plumber or Taylex representative will take care of that. In most cases, it will take at least two weeks for your local council to approve your application.

When you receive approval from your local council, **send your Council Approval to Taylex or your Local Wastewater Specialist.** We will now have all the information that we need to complete a formal quote.

Once you have received the quote from your Specialist, read through the quote carefully. If you have any questions regarding the quote or the system itself, please don't hesitate to get in touch with us. We're here to make this process as easy as possible, and are happy to explain anything in further detail.

#### Pre-Installation, your installer will assess:

- ✓ Access for machinery to the installation areas.
- ✓ Any potential overhead obstructions.
- ✓ The slope of the site.
- ✓ The irrigation area.



---

## Step 3

# Installation & Commissioning

Whenever possible, your Wastewater Specialist will aim to complete the decommissioning of your old septic and the installation of your new Taylex on the same day. Installation and commissioning of your new Taylex System will include the installation of the irrigation field and the first service to your system.

- Check that the designated irrigation area has been cleared and prepared. It should be free of any building materials, cut down trees, stockpiled soils or anything else that might get in the way of installing your irrigation system.





---

## Step 4

# Decommissioning

Your old septic system will need to be pumped out before it can be either crushed and buried OR dug out and removed. Your installer will discuss these options with you, to help you decide what is best for your home.

This is licensed work that needs to be carried out by a suitably certified person. Your local council will require you to supply documentation to show that this work has been carried out in accordance with their standards.





---

## Step 5 Servicing

While we're commissioning your system, we'll also conduct your first official service. Welcome to Taylex Servicing!

Taylex include the first 12 months of servicing with each new system. All Taylex treatment systems are required to be serviced quarterly and may only be serviced by licensed wastewater service personnel.

### Taylex Servicing will:

- ✓ Ensure that all council reporting requirements are met.
- ✓ Send your service reports to your local council on your behalf.
- ✓ Send your reports and invoices to you electronically (when possible).
- ✓ Provide spare parts to current contract holders at a discounted rate.
- ✓ Offer an extended warranty of 3 years for electrical and mechanical parts if you hold a current service contract and the parts were installed by us. Standard warranty is 12 months.
- ✓ In the unlikely event of a breakdown or emergency, we prioritise call outs for our current customers and charge at a discounted rate.





# Ongoing care of your Taylex Treatment System

- ✓ Always Maintain a clear area around the tank
- ✓ Maintain a clean irrigation filter (if fitted). Your service agent will discuss this with you to make sure you're up to speed with how and when to do this.
- ✓ Keep your owners manual handy for quick and simple troubleshooting, of course you can always give us a phone or send an email with any questions.
- ✓ Please avoid covering lids with decks, structures, soil, gravel, concrete, pavers, pot plants, barbeques, swing sets, seats etc.
- ✓ Please don't obstruct access to the system or the service openings.
- ✓ Avoid pooling water around your system, especially during heavy rain events.
- ✓ Never turn off the power, unless instructed to do so by your Taylex Accredited Service Agent.





# Taylex Service Plan

Visit [taylex.com.au/servicing](https://taylex.com.au/servicing) to sign up or renew your Taylex Service Plan.



## Factory trained technicians

Fully licensed factory trained service technicians.



## Trade prices

Benefit from genuine parts at great trade prices.



## Discounted call-outs

Prioritised and discounted emergency call-outs. After hours emergency phone support.



## Fast 24hr response time

Technicians dedicated to your local area with a 24hr response time.



## No confusing paperwork

We complete you council paperwork and submit it for you.



## Friendly service and advice

Pre property purchase service and advice.







# Taylex

WASTEWATER

**Wastewater Recycling  
Systems for Australian &  
New Zealand homes that  
protect your family and our  
environment.**

Taylex Systems produce the highest  
quality effluent for the safest and best  
environmental outcomes.



**Head Office**

Taylex Australia Pty Ltd  
56 Prairie Rd, Ormeau QLD 4208  
ABN 43 646 051 989

**Phone**

07 3441 5200

[TAYLEX.COM.AU](http://TAYLEX.COM.AU)